

# TILTING ALL-IN-ONE GLASS CUTTING SOLUTION

*Automatic tilting glass cutting table is a perfect machine for straight and shaped cutting of float glass. With its compact design, the machine occupies a minimum area and the well-designed construction ensures the maximum precision and minimum cutting tolerances.*

## Processing Capabilities

Maximum Glass Size:

145" x 100" (3700x2550 mm)

157" x 112" (4000x2850 mm)

236" x 126" (6000x3210 mm)


Glass Thickness Range: 3–19mm

Bridge and Head Drive: Rack and Pinion

Volume: Low-Mid

## Industries

Architectural,  
Mirroring,  
Shower Doors,  
Specialty



## COMPACT & SPACE EFFECTIVE DESIGN

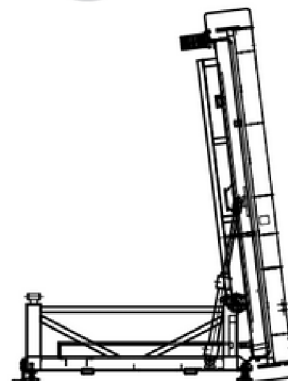
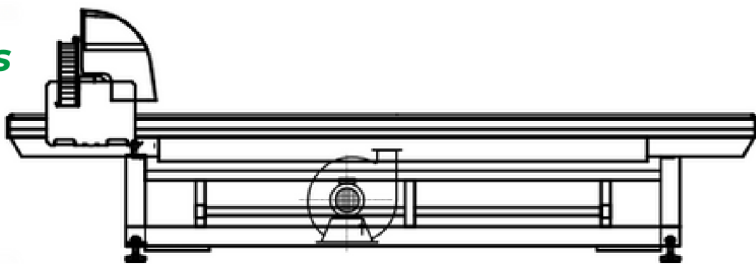
## LOADING, CUTTING & BREAKOUT ON ONE TABLE SURFACE

**More Key Advantages and  
Outstanding Features >**

# TILTING ALL-IN-ONE CUTTING SOLUTION



## Models




## Technical Features

	3700	4000	6000
<b>Maximum glass size</b>	145" x 100" 3700x2550 mm	157" x 112" 4000x2850 mm	236" x 126" 6000x3210 mm
<b>Glass thickness</b>	3-19 mm	3-19 mm	3-19 mm
<b>Maximum glass cutting speed</b>	150 m/min	150 m/min	150 m/min
<b>Tolerance</b>	± 0.20 mm	± 0.20 mm	± 0.20 mm
<b>Breaking bars</b>	2+1	3+1	3+1

## Key Features

- **Auto Speed & Pressure Adjustments:** The system also allows for pressure adjustments based on the cutting speed to ensure that the highest quality cut is achieved.
- **Laser Scanner Auto-Alignment System:** The laser sensor on the cutting table is used to acquire a shape template. The automatic glass alignment system detects the glass position and applies software correction, eliminating the need for physical squaring.
- **Brush / Low-E Edge Deletion:** In both metal brush and grinding wheel deletion methods either flat or shaped low-e soft-coated glasses can be removed at very high speeds.
- **Vinyl Glass Cutting**
- **Straight & Shaped Glass Cutting**
- **Optimization Software**
- **Remote & In-Person Tech Support**
- **Label / Glass Marking System**

Laser Scanner & Auto-Alignment System



## Billco Services

Billco provides the backbone for flat glass production lines, large and small, with high-quality equipment and 24 | 7 | 365 never-fail relationships. Our stability and expertise are backed by high customer satisfaction ratings, uptime statistics, impressive ROI, and a multi-million dollar inventory of ready-to-ship replacement parts. Our Solution Specialists, 24 | 7 | 365 Technical Support, and Replacement Parts Team are fully dedicated to keeping your line moving. Call or visit our website for more information.

ON CALL

24 | 7 | 365

724.452.7390

SOLUTIONS@BILLCO-MFG.COM  
BILLCO-MFG.COM