

ALL-IN-ONE GLASS CUTTING SOLUTION

Automatic glass cutting table with an integrated loading arm is designed for straight and shapes cutting of float glass. Integrated loading arms with suction cups load the glass sheets.

Processing Capabilities

Maximum Glass Size: 145" X 100"
(3700x2550 mm)

Glass Thickness Range: 3–19mm

Bridge and Head Drive: Rack and Pinion

Volume: Low-Mid

Industries


Architectural,
Residential,
Shower Doors,
Specialty

FULLY AUTOMATED
CUTTING

EASY GLASS
LOADING

ROBUST
STRUCTURAL
DESIGN

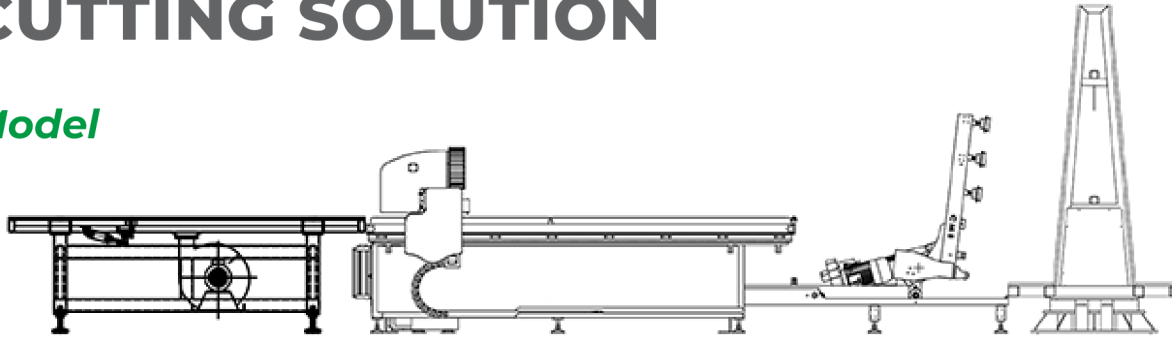
More Key Advantages and
Outstanding Features >





ALL-IN-ONE CUTTING SOLUTION

Model




Technical Features

Maximum Glass Size 145" x 100" 3700x2550 mm	Maximum Cutting Speed 490 ft/min 150 m/min	Brush / Low-E Deletion Speed 425 ft/min 130 m/min (max.)	Wheel / Low-E Deletion Speed 260 ft/min 80 m/min (max.)
Glass Thickness 3-19 mm	Cutting Tolerance ± 0.20 mm	Breaking Bars 2+1	Total Length x Width 30.5 ft x 14.9 ft (9300 mm x 4550 mm)

Key Features

- **Auto Speed & Pressure Adjustments:** The system allows for pressure adjustments based on the cutting speed to ensure that the highest quality cut is achieved.
- **Laser Scanner Auto-Alignment System:** The laser sensor on the cutting table is used to acquire a shape template. The automatic glass alignment system detects the glass position and applies software correction, eliminating the need for physical squaring.
- **Vinyl Glass Cutting:** With this function, the layer on vinyl-coated glasses is precisely cut in any desired size and design with a special cutting head. After the vinyl-cutting process, the glasses are passed through the glass sandblasting machine and only the desired drawing is transferred to the glass.
- **Brush / Low-E Edge Deletion:** In both metal brush and grinding wheel deletion methods either flat or shaped low-e soft-coated glasses can be removed at high speeds.
- **Straight & Shaped Glass Cutting**
- **Optimization Software**
- **Remote & In-Person Tech Support**
- **Label / Glass Marking System**



Laser Scanner & Auto-Alignment System

Billco Services

Billco provides the backbone for flat glass production lines, large and small, with high-quality equipment and 24 | 7 | 365 never-fail relationships. Our stability and expertise are backed by high customer satisfaction ratings, uptime statistics, impressive ROI, and a multi-million dollar inventory of ready-to-ship replacement parts. Our Solution Specialists, 24 | 7 | 365 Technical Support, and Replacement Parts Team are fully dedicated to keeping your line moving. Call or visit our website for more information.

ON CALL

24 | 7 | 365

724.452.7390

SOLUTIONS@BILLCO-MFG.COM

BILLCO-MFG.COM