



Billco Teams
A Distribution & Service Company

GLASS STRAIGHT LINE EDGER

Glass straight line edging machine is specialized machine for processing the straight edge of flat glass with arising, coarse grinding, fine grinding and polishing have been done in one processing travel.

Specifications

Maximum Glass Size: 98" x 98" (2500 x 2500mm)

Minimum Glass Size: 4" x 4" (100x100mm)

Glass Thickness: 3-25mm


Processing Speed: up to 20 ft/min (6m/min)

**COMPACT & SPACE
EFFECTIVE DESIGN**

ROBUST DESIGN

**EASY
TRANSPORT &
INSTALLATION**

**More Key Advantages and
Outstanding Features >**



ON CALL

24 | 7 | 365

724.452.7390

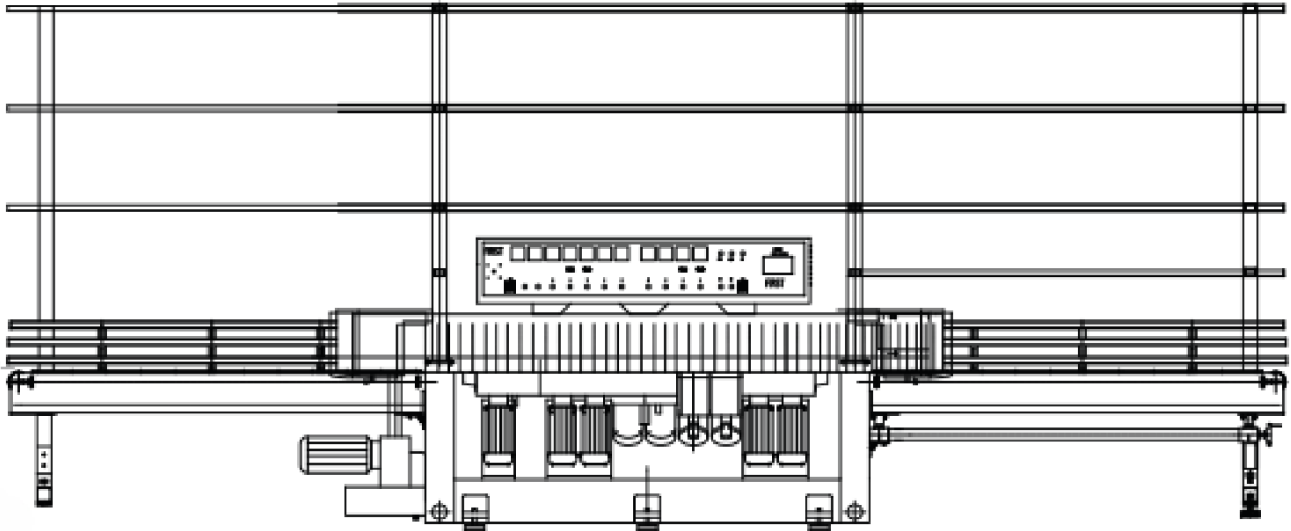
SOLUTIONS@BILLCO-MFG.COM

BILLCO-MFG.COM

GLASS STRAIGHT LINE EDGER

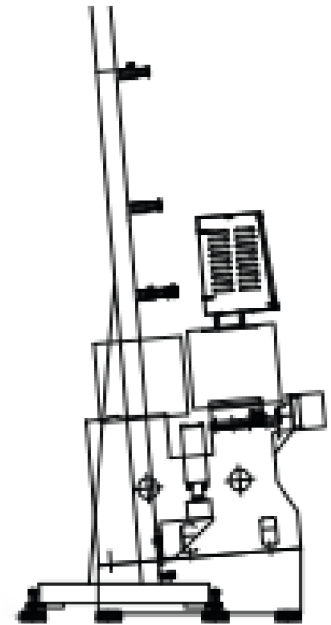


Models



Key Features

- ROUGH, FINE EDGING AND POLISHING
- FAST, ACCURATE AND STABLE GLASS EDGING
- EASY TO TRANSPORT, EASY TO INSTALL
- COMPACT AND SPACE EFFECTIVE DESIGN
- EXTREMELY ROBUST STRUCTURAL DESIGN



Billco Services

Billco provides the backbone for flat glass production lines, large and small, with high-quality equipment and 24 | 7 | 365 never-fail relationships. Our stability and expertise are backed by high customer satisfaction ratings, uptime statistics, impressive ROI, and a multi-million dollar inventory of ready-to-ship replacement parts. Our Solution Specialists, 24 | 7 | 365 Technical Support, and Replacement Parts Team are fully dedicated to keeping your line moving. Call or visit our website for more information.

ON CALL

24 | 7 | 365

724.452.7390

SOLUTIONS@BILLCO-MFG.COM

BILLCO-MFG.COM